


# Wearing Ribbons and Medals

(Text taken directly from Navy Uniform Regulations)



## Ribbons


Ribbons are worn on the service coat or jumper of Dress Blue and Dress White, and on the shirt of Service Khaki, Summer White, Winter Blue, and Tropical White. Ribbons are not authorized on formal dress, dinner dress, or working uniforms. Wear up to three ribbons in a single row. When more than three ribbons are authorized, wear them in horizontal rows of three each. If ribbons are not in multiples of three, the top row contains the lesser number, and the center of this row sits over the center of the one below it. Wear ribbons without spaces between ribbons or rows of ribbons. Wear ribbons with the lower edge of the bottom row centered 1/4 inch above the left breast pocket and parallel to the deck. To prevent coat lapels from covering ribbons, ribbons may be aligned so the border to wearer's left is aligned with left side of pocket. Rows of ribbons where more than 50% of the ribbon is covered by the coat lapel may contain two ribbons each and be aligned with left border.

Arrange ribbons in order of precedence in rows from top down, inboard to outboard. Wear either the three senior ribbons, or all ribbons you have earned.



## Ribbons with Medals


Wear both large medals and ribbons that do not have corresponding large medals on Full Dress Uniforms. Center ribbons on the right breast in the same relative position as the holding bar of the lowest row of medals. Arrange ribbons in order of precedence in rows from top down and inboard to outboard. Wear either the senior ribbon or all ribbons. These ribbons include: Presidential Unit Citation, Navy Unit Commendation, Meritorious Unit Commendation, Navy "E" ribbon, Combat Action Ribbon, Navy Fleet Marine Force Ribbon, Sea Service Deployment Ribbon, Foreign Unit Awards, Marksmanship ribbons, etc. (see page 49). Personnel awarded only ribbons that do not have corresponding large medals shall wear the ribbons on the right side as mentioned above. Do not wear ribbons on uniforms requiring miniature medals.



## Large Medals

Large medals are worn on the service coat or jumper of Full Dress Blues and Full Dress White. When wearing more than one medal, suspend them from a holding bar that supports the medals' weight. Place the holding bar of the lowest row of medals in the same position as the lowest ribbon bar. The bars measure 4-1/8 inches wide, and each row of medals is 3-1/4 inches long from the top of the suspension ribbons to bottom of medals, so that bottom of medals dress in a horizontal line. Multiple rows of ribbons should be grouped with the same number of medals in each row, with the lesser number in the top row if necessary. A maximum of three medals may be worn side by side in a single row with no overlap. Arrange four or more medals (maximum of five in a single row). Overlapping shall be proportional and the inboard medal shall show in full.

Arrange medals in order of precedence in rows from top down, inboard to outboard, within rows. Service members possessing more than five medals may either wear the five senior medals or all of them.



## Miniature Medals

Wear miniature medals with all formal dress uniforms and dinner dress uniforms. Each row of miniatures is 2-1/4 inches long, from top of the suspension ribbons to bottom of medals, so the bottom of medals dress in a horizontal line. Position medals so they cover the suspension ribbons of the medals in the rows below. Male officers and CPO's, and E6 and below: on formal and dinner dress jackets, place the holding bar of the lowest row of miniature medals 3 inches below the notch, centered on the lapel, parallel to the deck. On blue and white service coats, center the holding bar 1/4 inch above the left breast pocket parallel to the deck.

Female officers and CPO's, and E6 and below: on formal dress or dinner dress jackets, place the holding bar in the same relative position as on the men's dinner dress jackets, down 1/3 the distance between the shoulder seam and coat hem.

On blue and white coats, center the holding bar 1/4 inch above the left pocket flap parallel to the deck. E6 and Below: on jumper uniforms, men and women place the holding bar of the lowest row of miniature medals 1/4 inch above the pocket parallel to the deck.

Wear up to five miniature medals in a row with no overlap. (Six or more miniature medals-overlap). Arrange medals in order of precedence in rows from top down, inboard to outboard, within rows. Service members possessing five or more medals may either wear the five senior medals or all of them. On the dinner dress jacket, center up to three miniature medals on the lapel. Position four or more miniatures starting at the inner edge of the lapel extending beyond the lapel on to the body of the jacket.

